







Rubber floor coverings

Puzzle tiles

Commodity group 40

PURE BLACK | CLASSIQ | FIVE | SAMBA | STARS

Our puzzle tiles are laid quickly and precisely. They are suitable wherever a quick and uncomplicated or temporary solution is sought as well as outstanding isolated applications are required.

Quality type	070.0980 PURE BLACK	SBR black
	071.0980 CLASSIQ	SBR black EPDM speckled (20%)
	071.0980-5 FIVE	SBR black EPDM speckled (5%)
Dimensions and properties		
Interlocking system	Dovetail joints	
Puzzle tiles in 6 8 10 12 mm	Overall sizes	500 x 500 1'000 x 1'000 mm
	Inside dimensions	440 x 440 940 x 940 mm
	Cover size	470 x 470 970 x 970 mm
	Side plates; overall sizes and inside dimensions	500 x 250 1'000 x 500 mm 440 x 220 940 x 470 mm
	Edges; overall sizes and inside dimensions	250 x 250 500 x 500 mm 220 x 220 470 x 470 mm
Tolerances	Length and width \pm 1.5%, thickness \pm 5%	
Properties	Tough elastic, high compression resistance and impact strength, rot-proof, skid and spike resistant, non-slip, high abrasion resistance, comfortable and noise insulating.	
		
Interlocking system SPEEASY	Side plates delivered in a set of 4 resp. 2	Edges delivered in a set of 4
		
Single puzzle tile	Puzzle tile with side plates and edges	Complete installed surface